

The Fun Times

Your Guide to Amusement Industry Products and Services by Automated Batting Cages/J&J Amusements/Fun Parts Xpress

Spring 2006

IN THIS ISSUE:

New Websites for J&J and FPX!
(Cover)

CHANGE OF GUARD
(PAGE 2)

KARTROL EXE
(PAGE 3)

J&J'S NEW FALCON GO-KART
(PAGE 4)

EXPLORING SAFETY ISSUES
(PAGE 5)

Ethanol Fuel?
(PAGE 6)

ABC TECH TIPS
(PAGE 6)

J&J FUEL CAP & TANK TESTING
(PAGE 7)

FPX SPECIALS
(PAGE 7)

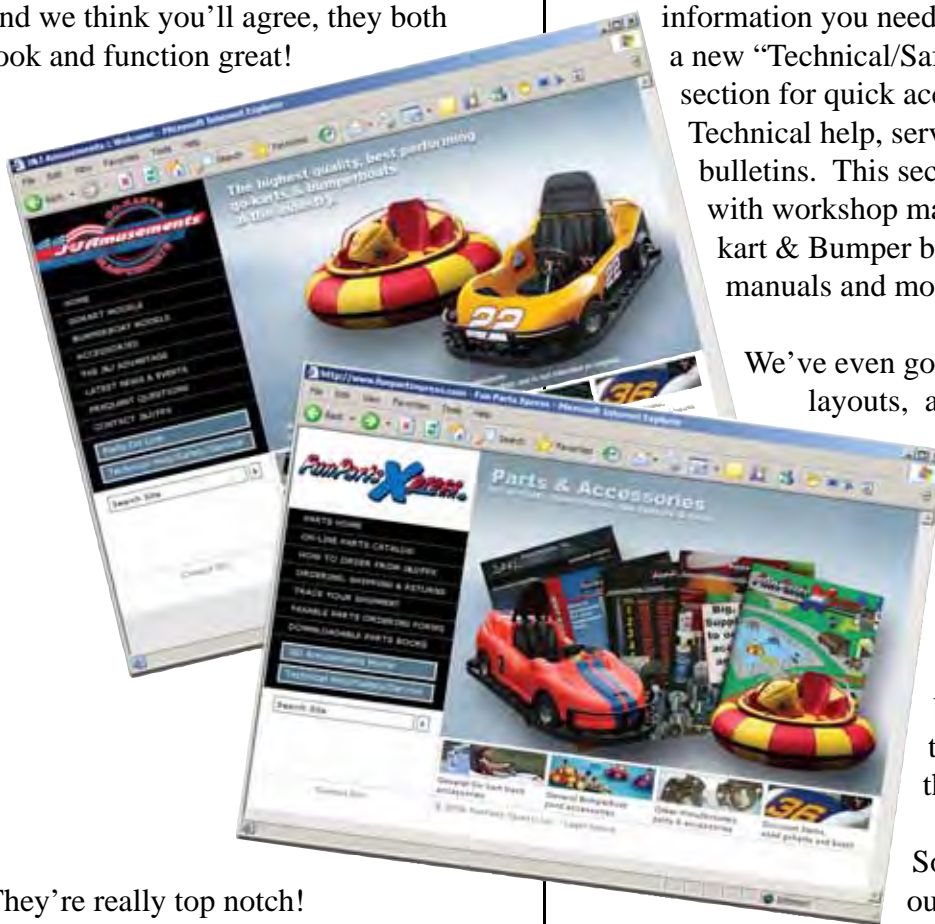
Two new State-of-the-Art WEBSITES from J&J and FPX

We've just made things a lot simpler on our web sites. They're both new, they're both based on the same, easy to use design, and we think you'll agree, they both look and function great!

soon for a new child-sized go-kart on the horizon.

Our new web site makes it easy to find the information you need. We've got a new "Technical/Safety/Service" section for quick access to Technical help, service & safety bulletins. This section is loaded with workshop manuals, Go-kart & Bumper boat service manuals and more!

We've even got sample track layouts, all kinds of



downloadable material including the back issues of this newsletter, the Fun Times.

So come check out the new web sites today. But

bear with us as we edit, re-edit, and do it all over again as we try to make the best web sites we can for you.

Visit www.jjamusements.com and www.funpartsexpress.com today!

They're really top notch! Come see for yourself at www.jjamusements.com and www.funpartsexpress.com.

Don't forget to check back often because we are always updating our News & Events pages and also our newly designed Classifieds and Sale Items section.

You'll also want to check J&J's web site

Thanks for visiting!



Since 1990

How to contact The Fun Times

Editorial Offices

4897 Indian School RD NE
Suite 150
Salem OR 97305

Letters to the Editor

The Funtimes welcomes all readers written comments, questions, and suggestions regarding any aspect of the Newsletter. We reserve the right to edit your letter and all letters must include your name, address and daytime telephone number. Direct all correspondence (by mail or electronically) to Letters to the Editor.

Automated Batting Cages

Phone

(503)390-5714
(800)578-2243

Fax

(503)390-4974

E-Mail

info@battingcages.com

Internet

http://www.battingcages.com

J&J Amusements, Inc

Phone

(503)304-8899
(800)854-3140

Phone Extensions

Parts Department: ext 1
Sales Department: ext 2
Service Department: ext 3

Fax

(503)304-1899

Email

info@jjamusements.com

Internet

http://www.jjamusements.com

Fun Parts Xpress

Phone

(503)304-8899
(800)854-3140

Fax

(503)304-1899
(800)366-7505

Email

parts@funpartsexpress.com

Internet

http://www.funpartsexpress.com

A CHANGING OF THE GUARD

A note from Doug Spray of ABC.

Tom Smith and Dick Hall's association with the development of batting cages has been significant, if not historic. For the past 30 years they have been pioneers in this unique industry, providing quality equipment, functional designs and making sure that all our customers received outstanding customer service and the respect they deserve.




I consider myself fortunate to have had these two as my employer, partners in other business ventures, and true friends. This relationship produced an exciting opportunity. I am proud to announce that as of January 1st, 2006 I became the new owner of ABC. As most of you know, I have been in charge of the operations at ABC for several years. When Tom and Dick decided to retire, the best option was to have someone take over that held the same values and high standards that have made ABC a leader in the commercial batting cage business. I am committed to maintaining these standards.

ABC is a strong and viable company and I look forward to providing the quality equipment, service and support you all expect.

FAREWELL

Darrin Lenz has been a mainstay at ABC for over 16 years. He was hired as an equipment installer and has installed over 235 batting cages through these years. That is a whole lot of cages! As Customer Service Manager he has assisted cage owners and maintenance personnel with thousands of problems and situations. Darrin has developed a new business that has opportunity and a bright future. He will be leaving ABC on June 1st. Darrin has been a valued employee and all his past efforts and contributions will be remembered. All of us at ABC wish him the very best!

For those of you that may have concerns over Darrin's departure, let me offer some reassurance. Jim Peper will be taking over the Customer Service department in addition to his other responsibilities. Jim has worked and been involved in the batting cage business for 23 years. He has extensive experience in not only the equipment, past and present, but also the operational aspect of cages. These are positive changes taking place at ABC and a win win situation for us all.



MAINTAIN CONTROL OF YOUR FLEET WITH KARTROL EXE!

With years of development and years of Kartrol EX56 & 52 service, the new Kartrol EXE is ready for your track.



Optional enclosure for the Kartrol Remote

We have already installed and retro-fitted many tracks across the nation. J&J installs them on just about every go-kart that leaves the factory. They work for all makes and models: (Shaller,

J&J, Formula K, Kreative, Johnson, Webber, RE, FKL, Fun Maker, Raceway USA, Thriller, Indoor Karting and just about any piece of equipment that uses a Honda GX, Robin EX/EH or Generic single cylinder engine.

How does it work?

Kartrol is a solidstate electronic engine speed limiter used on go-kart engines to reduce the engine RPM by remote control. This gives the track operator more control over the track operation, enabling him/her to reduce the speed of an individual Kart, a group of Karts, or all the Karts at will.

As an optional part of the system, a device can be mounted near the pit entrance that, when activated, will reduce RPM of every Kart that passes by it, without affecting Karts elsewhere on the track. This greatly improves safety in the pit area.

How is this different than your current shut down system?

It just works!

You have 4 speed controls on gasoline powered karts, (Stop, Slow, Medium, and Go). All speed settings are adjustable for a given track.



Optional enclosure for the Kartrol Remote (Inside view, Note the weather seal)

The receiver (device on kart) can be programmed by the operator to any number. No more trying to match up specific receivers to unrelated karts or putting stickers on your console so they match up. No more speed sensor or rotating disc on engine output shaft.

Better control of RPM resulting in less backfiring if any at all.

Precise pit control with optional pit loop sensor and pit loop generator. No more shutting karts down on other side of track when pit is activated.

Main console can run on battery power for remote use or event of a sudden power loss.

Pit loop generator does not need to be wired back to main console. Unit must have a direct power source, i.e. 110v outlet or traffic light.





FALCON

30 day Money Back Satisfaction Guarantee!

No new model introduction has been as successful as that of the Falcon

FEC and birthday party operators are reporting positive results.

"I did have some Mason cars but these Falcons are so far beyond in construction and function there is **just no comparison**".

A complete welded steel tube frame, pneumatic tires, and heavy duty parts help ensure years of great service.

If you have ever had to deal with crying kids that want their own kart to drive, your problems in this area are easily solved.

We here at J&J are so convinced you will like this kart that we are offering a "Money Back Satisfaction Guarantee!" If, during the first 30 days of operation you are not 100% satisfied, simply pay the return shipping and J&J will refund the entire purchase price of the product. The most out of pocket expense for you would be shipping "one way".

We know you'll love em'.

Kidz Kart. With an economical price of \$1199 this 24vdc, single wheel drive kart turns easy for kids and the hand operated "GO" and "Stop" eliminates the problem of fitting the wide range of sizes for the kid customers.

Good looks and safety make this a natural for the birthday party fill in. Optional remote "shut down" system keeps the attendant in control of this small footprint ride.

Falcon go-karts must be operated on a hard surface. Maximum rider weight not to exceed 90lbs (40kg).

EXPLORING SAFETY ISSUES

A WORD ON SAFETY

Here we go again! A good batting experience for your customers is when they get good pitches, hit a few line drives, maybe a homer or two, and walk out of the cage without injury.

We will continue to preach this one point to all cage owners; helmets with protective facemasks will virtually eliminate any serious injury. As a responsible cage operator you must monitor this and properly train your employees.

I review lawsuits against our cage owners and a defense theory I frequently see used is in respect to signage and cage attendants. The defense attorney attempts to shift some responsibility back to the patron by asking if they were aware of the warning signs, were they placed in good locations, do they usually read warning signs, etc. Of course the follow up questions are if they didn't read them, why not, and if they did, why did they not request a helmet. In my mind this is somewhat weak, but it also points out the obvious necessity for your employees to monitor the cage and assure the helmet rule is enforced.



ABC has created a new warning sign that I believe will help. It is an individual 12" x 12" warning sign and states "Helmets with protective facemasks must be worn, No Exceptions". The sign should be

mounted on the cage gate, just above the center horizontal bar.

This makes it quite obvious to the customer, almost impossible to miss when entering the cage, and clearly states the rules of cage use. I also believe this will limit some of the difficult situations your attendants face when customers complain or argue about the rule.

Today's general population expects safety measures, so be proactive and implement them before the injury rather than after.

SAFETY IN THE BATTING CAGES

As detailed in our "TechTalk" column, proper maintenance procedures for the equipment systems and batting cages will encourage and maximize the safety of our batting cage customers and our employees.

Not only is safety important for the obvious reasons but it also has another very important byproduct: It is Good Business!

Safety will not only keep your cages a safe place to play but it can also increase your revenues and your profitability! In keeping with ABC's commitment to safety in the batting cages, we would like to offer an easy method to prepare for the 2006 season. Please use this handy guide as your to-do list before opening.

SAFETY CHECK LIST

- Do I have a current ABC Operation and Technical Manual with parts Guide?
- Do I have the ABC training video?
- Do I have a Safety Program prepared?
- Have I read the "Safety in the Batting Cages" section of the ABC Manual?
- Have I trained my new employees using the ABC Manual and videotape?
- Do all of my batting helmets have face masks?
- Are all of my baseballs and softballs in good condition?
- Do I have enough spare parts for the new season?
- Is my toolbox ready for the new season?
- Do I know ABC's phone number?
(1-800-578-2243)
- Do I know ABC's e-mail address?
(info@battingcages.com)

Ethanol got you scared?

The question:
Are J&J fuel tanks OK for use with Ethanol (Alcohol) blended fuels?

The answer:
We use cross link Polypropylene (PP). It is rated as excellent even for 100% alcohol.

See: <http://www.amprotec.net/chemchart.htm>

Problems you will face when using Ethanol blended fuels:

1. Alcohol combines with water; therefore any water in the storage tanks, fuel tanks etc. will (instead of just laying on the bottom of the tank) be transported through the fuel system. It will also pick up any contaminants and transport those as well, this will plug filters, cause engines to run poorly (misfire), or not run at all.



Cross Link Polypropylene tank on J&J Equipped BF2D Bumperboat engine.

2. Alcohol does not produce the same heat energy that gasoline does for a given amount. This means that you have to burn more of it to get the same work done. Obviously overall fuel consumption will go up.

If you have on site fuel storage, check with your supplier for recommendations

in regards to cleaning prior to using alcohol diluted gasoline.

Attention:

Do you have used go-karts or bumperboats that you want to sell?

Call our sales department and let the power of J&J Amusements work for you. 1-800-854-3140 Ext 103

BATTINGCAGE Tech tips

Now that Spring has sprung and baseball/softball season is upon us, it's time to discuss a few problems that I most commonly receive through ABC's Service Department.

First we will talk about ballcounts not counting correctly or not counting at all. Should this problem arise, here is a quick list of solutions.

1. Check for proper wire connections on the microswitch. (black wire = norm open, white wire = common)
2. Check wire from microswitch to lightbox for nicks or cuts and replace as necessary.
3. Check the low voltage wire from the lightbox to the pitching machine post conduit junction box for nicks and cuts and repair or replace as necessary.
4. Check the ballcount microswitch triggering wire for proper adjustment. There are two adjustments that determine your ball counts.
 - a.) Bending the wire up will make the counts "more" sensitive.
 - b.) Bending the wire down will make the counts "less" sensitive.
5. If the above steps fail to fix your ball count problems, please call ABC's service department at 1-800-578-2243 or 1-503-390-5714.

Pinch roller wheels wearing faster than normal can be a headache during the busy season. Instead of taking aspirin, here is a list of tips to relieve your pinch roller headache problems.

1. First, check for proper height adjustment of the pinch roller wheel to the trough.
 - a.) Baseball = 2-1/2"
 - b.) Softball = 3-1/2"
2. Check for horizontal alignment of the trough by adjusting chain on the exit side of the trough.
3. Check for vertical alignment of the pinch roller wheel to the side of the trough. Adjust as needed.
4. Clean the pinch roller wheels regularly with soap & water.
5. If the steps above fail to fix your wear problems, please call ABC's service department at 1-800-578-2243 or 1-503-390-5714.

J&J Tech Tips

Fuel Cap and Fuel Tank Testing Procedure J&J Amusements

This procedure utilizes Fuel Cap and Tank leak test tool part number 1-60-0231

The test shall encompass two phases:

- 1) Test of the fuel cap.
- 2) Test the basic integrity of the fuel tank.

The fuel cap test shall consist of the following procedure:

Use the furnished test tank unit to individually test each fuel cap. Pour one quart of Stoddard Solvent into the test tank and install the cap to be tested. Invert tank and check for leakage. Cap must meet following requirements. (Make sure sealing gasket is in good shape prior to test)




Cap will not leak more than one ounce of fuel over five minutes when inverted.

The basic integrity of the fuel tank shall consist of the following procedure:

Use the special cap provided and install this on the kart tank to be tested. Close off the fuel shut off at the carburetor and make sure any vent lines are closed off (if fitted). Attach low pressure air regulator to shop air source. Turn pressure control knob counter clockwise to minimize pressure. Install the air pressure regulator to the test cap and using the control knob pressurize the tank to 3 psi. Shut off air supply via ball valve on the regulator. Air pressure should hold for 3 minutes. If pressure bleeds off, open ball valve to maintain pressure on the tank system and use spray bottle with soapy water to find source of leak and repair as needed and retest.

FunParts Xpress Specials



Time for new go-kart numbers?

These new number decals from FPX are the thickest decals we've ever produced with a 3 mil vinyl and a 7 mil lamination with super bond adhesive. We've also used a material with UV resistance to help your new decals last longer than ever.

The decals range from "0" to "9" for both left and right side of the go-kart. Each decal is approximately 7" tall and is either white with a black outline or black with a white outline.

Update your go-karts today for only \$5.00 per number.

Mention this Funtimes ad to get these sale prices!

Call FPX at 1-800-854-3140 or 1-503-304-8899 to take advantage of these great deals!

Part #00716SS Stainless Steel Powder Coated Dock-rails.

Regular price: \$105.00, Sale price: \$85.00

Part #00273 Bumperboat pivot bracket (UHMW socket style)

Regular price: \$115.00, Sale price: \$75.00

Part #2-20-A0003 Complete free flow Prop Guard for BF2D or Blaster motor. All stainless construction.

Regular price: \$149.00, Sale price: \$100.00

Part #1-20-A0001 Cog pulley(80 tooth) & 1-1/4" clamp-on hub assembly.

Regular price: \$151.99, Sale price: \$110.00

Part #A008473 Go-Kart Hub, Rear 1-1/4" with 3/8" studs.

Regular price: \$59.00, Sale price: \$35.00

Limited time, current item overstock sale.

Go-Kart Tires

most makes and models available.

Now shipping from Atlanta, GA & Salem, OR. for quick and cost effective delivery!

Call today for quantity discounts on our most popular brands including "Bigfoot" & "Duckfoot".

1-800-854-3140

Bigfoot Tires

The best concession go-kart tire ever produced!

FunParts Xpress



4897 Indian School Rd NE
Salem Oregon 97305



Our Customers are a Step Ahead

The leading source for
baseball, softball, and
soccer cages.



ABE
AUTOMATED BATTING CAGES

1.800.578.2243

Phone: 503.390.5714

www.battingcages.com

PRSR STD
U.S. Postage
PAID
Permit No. 472
Salem, OR